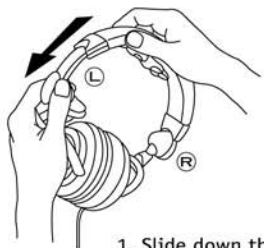


ST-PR400 DJ STUDIO HEADPHONES

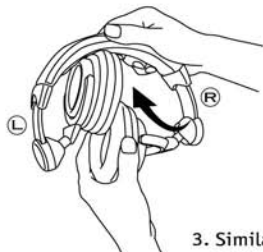
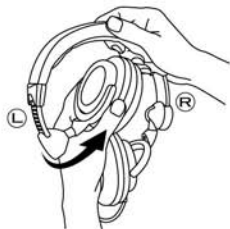
FOLDING THE HEADPHONES FOR STORAGE



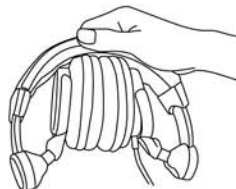
1. Slide down the headband on both sides.



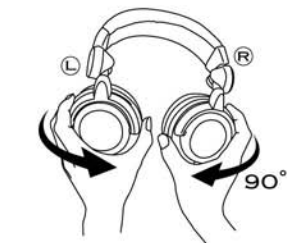
2. Fold up the earcup (left side) in the correct direction.



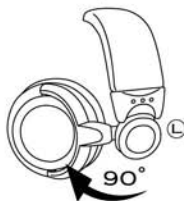
3. Similarly, fold up the right side earcup in the correct direction.



OPERATING INSTRUCTION



You can rotate the earcups by 90° in the correct directions.



You can rotate the left side earcup by 90° in clockwise direction.

Similarly, you can rotate the right side earcup by 90° in anti-clockwise direction.



Fold up the earcup in one direction only.

PRECAUTION: TO AVOID DAMAGE TO THE HEADPHONES, DO NOT FORCE THE HEADPHONES JOINTS IN THE INCORRECT DIRECTION.